



Instruction guide for
POLLING STATION MEMBERS ABROAD

I N D E X

Foreword.....	3
Setting up the polling station	4
Voting.....	8
Ballot counting	14
Types of valid votes	15
Types of null votes	16
How to count the ballots	17
Special situations while installing the polling station.....	26
Special situations during the vote.....	29
Special situations during the ballot count	34

FOREWORD

Dear polling station member:

ONPE thanks for the time you will take to serve your country. Your participation will contribute to make these Extraordinary Congress Elections unchallengeable because you will be the authority charged with ensuring that only properly identified voters will be distributed the voting ballots at the polling station to cast their secret vote. For greater certainty when polling ends, you are asked to tally the ballots, write down the results and sign the records.

The elections will be managed by the citizens who are polling station members. If you are a polling station member, you they will be distributed a training manual to help you better perform your role. It is important to review this manual because polling day come, you should know how to set up the polling station, how voting will take place and how to tally the votes abiding by the principles of neutrality, respect for rights and ensuring that no other members of your station will incur in act that may hamper the normal evolution of the elections.

Read this manual carefully, pay close attention to the illustrations and practice your role, to get ready to make a valuable contribution to our country's democracy.

Thank you very much!



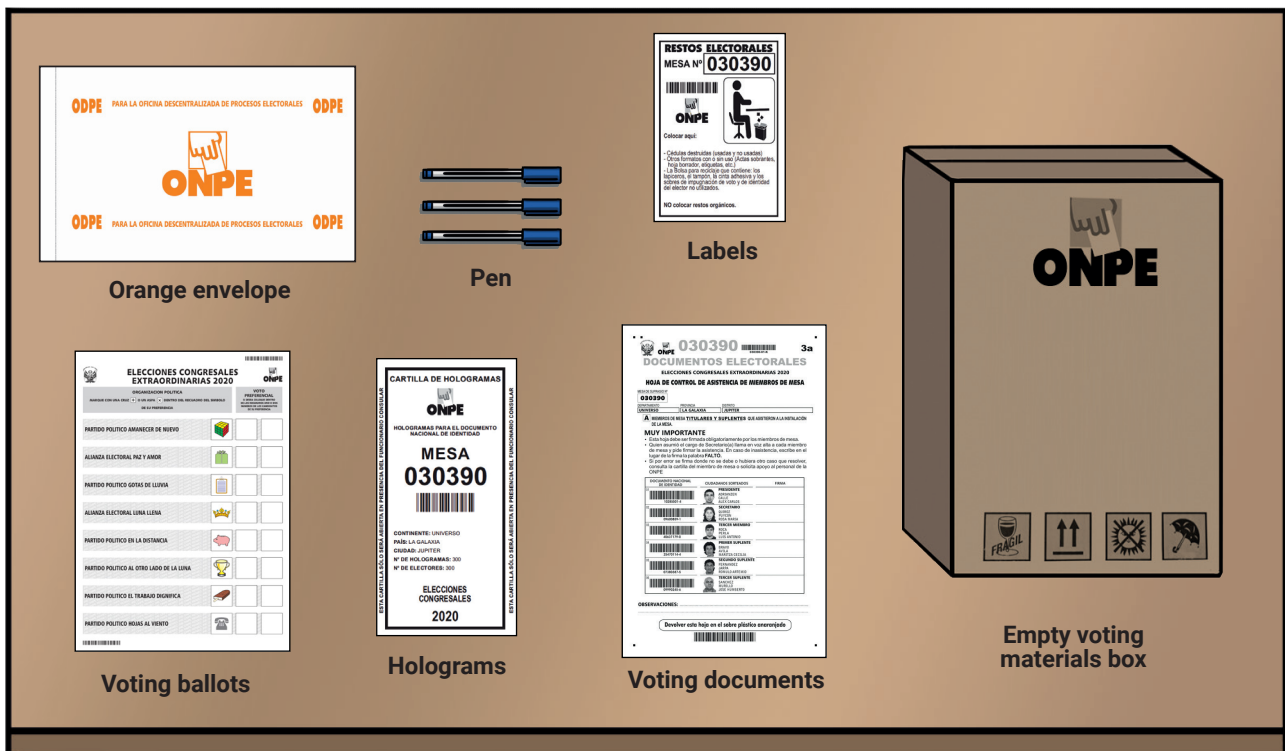
INSTALLING THE POLLING STATION

The main and substitute members of the polling station should be at their designated polling station at 7:30 am. Polling station installation starts when all the station members are present, including the president, secretary and the third member. At that moment, they will be handed the voting materials and proceed as follows:

1

Ensure the materials delivered by the consular officer are complete and in good condition. The review will consist in opening packages A and B to ensure they contain the materials listed in their corresponding lists. If any materials are missing, they should be requested from the consular officer. Ensure package C is sealed with the ONPE tape, after which it shall be set aside in a desk drawer.

After the inspection, identify the materials that will be used to install the polling station.




Note:

- During the installation and throughout polling day, citizens representing political parties may show up to act as poll watchers. When they arrive, they will be asked to produce their national identity document and credentials.
- Party poll watchers can only represent one single political organization but may exercise their role before one or more polling stations.
- A party poll watcher can replace another, but beforehand the substitute poll watcher will be required to produce their credentials and official identity document (DNI) to ensure they are accredited poll watchers.
- The presence of two poll watchers from the same political organization at the same polling station is not permitted.

2

The station president will open the envelope containing the holograms before the consular official to ensure there are enough holograms (one for each voter). Subsequently, the president and the consular official will check and sign the RECIBIDO box.




3

The polling station members will adhere the electoral material surplus label to the empty electoral surplus materials box and place it at the side of the desk.




4

They will ensure that the list of voters appears on the door to the polling station room or hall; and that the poster showing the candidates' names is posted in the secret voting booth.



List of voters




Candidates' names

Nota. The poll watchers have the right to ensure the secret voting chamber is appropriate.

5

The polling station president will ensure enough voting ballots are available for all voters. To do so, he/she will ensure the ballots package label shows the same number of ballots as listed voters. Then, he/she will sign them.



Note. Not all the ballots must be signed at the time of setting up the polling station. They may be signed in batches but always before distributing them to the citizens who arrive to vote. The party poll watchers may sign the ballots if they so desire, but only during installation.

6

The polling station secretary will detach from the voting documents the third sheet (polling station members' attendance control sheet), will call aloud the polling station's members and request them to sign. If absent, FALTÓ (ABSENT) will be written in the sign-in box. When signing ends, the secretary shall place the control sheet in the orange plastic envelope without closing it.

7

The secretary will take five (5) minutes to fill the ACTA DE INSTALACIÓN (tally sheets). In addition, he/she will fill out as many tally sheets as party poll watchers were accredited with the polling station.

The elections records comprise the three following sections: 1, 2, 3.

1

2

3

Note. During installation, only section A will be filled out.


Practice

The elections tally sheets are the documents reflecting all the events that take place during voting at the polling station. It is of utmost importance that they shall be filled out in clear letters and numbers. On the next page, practice how to fill out the installation section using the following case information.

- At 7:30am, the consular official verifies all polling station members are present: Alex Carlos Adrianzén Calle (president) DNI:10285501, Rosa María Quiroz Puycón (secretary) DNI:09600859, Luis Antonio Roca Perla (third member) DNI:40637170 and two substitutes.
- The polling station is installed with its three main members. They are distributed the voting materials and ensure they are in good condition.
- They will verify they have received 300 voting ballots.
- Party poll watcher Rubén Poma Antúnez, accredited by the "Hojas al Viento" party, requests to sign the tally sheets while they are being filled out. The other party poll watchers do not wish to sign.

Instructions for the proper filling out of the INSTALLATION section in the tally sheets.

- The hour when all polling station members were present is the installation time.
- If the materials were delivered in good condition, write ☐ SÍ in the corresponding box.
- The number of delivered ballots is written in both letters and numbers.
- Any incidents or issues will be recorded in the OBSERVACIONES box.
- Given names and last names should be written in full, together with the corresponding official identity document (DNI) number.
- All three polling station members must sign. Party poll watchers may sign, if they so desire.



ONPE

ELECCIONES CONGRESALES

ACTA EL

MESA DE SUFRAGIO N°

030390

CONTINENTE

UNIVERSO

PAÍS

LA GALAXIA

A ACTA DE INSTALACIÓN

Siendo las del 26 de enero de 2020, se conformó e instaló la Mesa, continuando luego con la revisión del material electoral recibido. El material se recibió en buen estado: ☐ SÍ ☐ NO

CANTIDAD DE CÉDULAS DE SUFRAGIO RECIBIDAS

➔ _____

(en letras)

(en números)

OBSERVACIONES:

.....

.....

FIRMA, NOMBRES, APELLIDOS Y DNI DE MIEMBROS DE MESA (OBLIGATORIO)

PRESIDENTE

NOMBRES:

APELLIDOS:

DNI:

SECRETARIO

NOMBRES:

APELLIDOS:

DNI:

TERCER MIEMBRO

NOMBRES:

APELLIDOS:

DNI:

FIRMA Y DATOS DE PERSONEROS

PERSONERO

ORG. POLIT.:

NOMBRES:

APELLIDOS:

DNI:

PERSONERO

ORG. POLIT.:

NOMBRES:

APELLIDOS:

DNI:

PERSONERO(A)

ORG. POLIT.:

NOMBRES:

APELLIDOS:

DNI:

PERSONERO(A)

ORG. POLIT.:

NOMBRES:

APELLIDOS:

DNI:

PERSONERO

ORG. POLIT.:

NOMBRES:

APELLIDOS:

DNI:

PERSONERO

ORG. POLIT.:

NOMBRES:

APELLIDOS:

DNI:

PERSONERO

ORG. POLIT.:

NOMBRES:

APELLIDOS:

DNI:

PERSONERO

ORG. POLIT.:

NOMBRES:

APELLIDOS:

DNI:

VOTING


1

Before starting the vote, the polling station members will set aside any documents and supplies they will not use during the poll. They will leave on the desk those they will use, so the three polling station members can share them during the poll.

FIRST STAGE: VOTING

Recommended seating arrangement.

- The president in the middle, with the ballots and one ballpoint pen.
- The secretary near the voters' roll and the fingerprinting ink pad.
- The third member will keep the holograms leaflet and the ballot box.

**To bear in mind:**

The first voters to vote will be the main and substitute polling station members, followed by the party poll watchers in attendance. Next, the voters waiting in line, one at a time.

Steps for voting*Step 1*

The polling station's president will take the voter's official identity document (DNI) and cross check the voter's identity against the voter's photograph. Then, the president will hand over the DNI to the secretary to assure the voter is registered at the polling station, by checking the voters' roll.

Electronic DNIs or minors' DNIs (when not yet exchanged for an adult's DNI) are also accepted.



Step 2

The secretary will take the DNI and ask the voter his/her list number. This number appears in the voters' roll. Then the voter's ID photograph, last names, given names and DNI number will be checked. The secretary will tell the polling station president if the voter has been correctly identified.



Step 3

Only if the voter is on the voters' list, will the president deliver a signed and folded ballot together with a ballpoint pen, and direct the voter to the voting booth.




Step 4

While the voter is voting, the third polling station member will paste the hologram on the DNI.




Step 5

After the voter has put his/her ballot in the voting box, the secretary will tell him/her where to sign and place his/her fingerprint.



Step 6

The third station member will return the DNI to the voter.



Note. Party poll watchers have the right to assure voters proceed alone to the voting booth, unless they show a disability.

At 4pm, the polling station will close. Voters already within the polling facility, may remain there to cast their vote.

SECOND STAGE: CLOSING THE VOTE

2

Write VOTÓ next to the voter's name.

If by mistake, the word VOTÓ is written in the box corresponding to somebody who did not vote, NO VOTÓ will be written in the OBSERVACIONES box.

Note. The president will sign the last page of the list. The party poll watchers may also sign, if they wish.

3

Check the number of actual voters against the voters' list.

Note

- Count slowly and carefully to avoid omitting a box that has been signed or fingerprinted.
- When counting also look at the OBSERVACIONES boxes, in case any signatures or fingerprints were erroneously placed there that must be counted.
- It is advisable for a polling station member to count aloud while the other members verify counting is right.
- If the number counted is larger than the total eligible voters, count again to correct any mistakes in signature or fingerprint counting.


4

The polling station president will write down the number of unused holograms in the DEVOLUCIÓN box in the holograms leaflet and will sign it. The consular official must also sign. The unused holograms will be placed in the leaflet envelope that will be sealed with the closing labels included in the installation package.

ONPE OFICINA NACIONAL DE PROCESOS ELECTORALES
N° DE ELECTORES: 300

RECEPCIÓN		DEVOLUCIÓN	
CANTIDAD DE HOLOGRAMAS ENCONTRADOS EN ESTA CARTILLA:		CANTIDAD DE HOLOGRAMAS DEVUELTOS:	
300 (NÚMEROS)	Trescientos (LETRAS)	20 (NÚMEROS)	VEINTE (LETRAS)
PRESIDENTE DE MESA Apellidos: Alexan Calle Nombre: Alex Calle DNI: 40285501	PERSONAL DE LA ONPE Apellidos: Heredia Flores Nombre: Juan Francisco DNI: 45236478	PRESIDENTE DE MESA	PERSONAL DE LA ONPE
OBSERVACIONES:		OBSERVACIONES:	

• Culinado el sufragio, los hologramas sobrantes se colocarán dentro de la cartilla sin despegarlos del papel encerado.
• La cartilla se cerrará con las etiquetas autoadhesivas que se encuentran dentro del paquete de instalación.
• La cartilla se introducirá dentro del sobre plástico anaranjado.
• Si hubo deterioro de hologramas, escribe la cantidad en el campo de Observaciones del recuadro DEVOLUCIÓN.



5

Put the voters list and the holograms leaflet in the orange envelope containing the attendance tally sheet. Then, seal the envelope with the label and give it to the consular official when he/she so requests.

ODPE PARA LA OFICINA DESCENTRALIZADA DE PROCESOS ELECTORALES

ONPE 030390

DOCUMENTOS ELECTORALES

ELECCIONES CONGRESALES EXTRAORDINARIAS 2020

HOJA DE CONTROL DE ASISTENCIA DE MIEMBROS DE MESA

PROCESO: LA GALAXIA

CIUDAD: JUPITER

SECRETARIO: [Signature]

PRIMER SUPLENTE: [Signature]

SEGUNDO SUPLENTE: [Signature]

TERCER SUPLENTE: [Signature]

OBSERVACIONES:

Devolver esta hoja en el sobre plástico anaranjado

ODPE PARA LA OFICINA DESCENTRALIZADA DE PROCESOS ELECTORALES

ONPE ELECCIONES CONGRESALES EXTRAORDINARIAS 2020

LISTA DE ELECTORES

030390

LA GALAXIA

JUPITER

1d

1

2

3

4

5

6

7

8

9

10

11

12

13

14

15

16

17

18

19

20

21

22

23

24

25

26

27

28

29

30

31

32

33

34

35

36

37

38

39

40

41

42

43

44

45

46

47

48

49

50

51

52

53

54

55

56

57

58

59

60

61

62

63

64

65

66

67

68

69

70

71

72

73

74

75

76

77

78

79

80

81

82

83

84

85

86

87

88

89

90

91

92

93

94

95

96

97

98

99

100

101

102

103

104

105

106

107

108

109

110

111

112

113

114

115

116

117

118

119

120

121

122

123

124

125

126

127

128

129

130

131

132

133

134

135

136

137

138

139

140

141

142

143

144

145

146

147

148

149

150

151

152

153

154

155

156

157

158

159

160

161

162

163

164

165

166

167

168

169

170

171

172

173

174

175

176

177

178

179

180

181

182

183

184

185

186

187

188

189

190

191

192

193

194

195

196

197

198

199

200

201

202

203

204

205

206

207

208

209

210

211

212

213

214

215

216

217

218

219

220

221

222

223

224

225

226

227

228

229

230

231

232

233

234

235

236

237

238

239

240

241

242

243

244

245

246

247

248

249

250

251

252

253

254

255

256

257

258

259

260

261

262

263

264

265

266

267

268

269

270

271

272

273

274

275

276

277

278

279

280

281

282

283

284

285

286

287

288

289

290

291

292

293

294

295

296

297

298

299

300

301

302

303

304

305

306

307

308

309

310

311

312

313

314

315

316

317

318

319

320

321

322

323

324

325

326

327

328

329

330

331

332

333

334

335

336

337

338

339

340

341

342

343

344

345

346

347

348

349

350

351

352

353

354

355

356

357

358

359

360

361

362

363

364

365

366

367

368

369

370

371

372

373

374

375

376

377

378

379

380

381

382

383

384

385

386

387

388

389

390

391

392

393

394

395

396

397

398

399

400

401

402

403

404

405

406

407

408

409

410

411

412

413

414

415

416

417

418

419

420

421

422

423

424

425

426

427

428

429

430

431

432

433

434

435

436

437

438

439

440

441

442

443

444

445

446

447

448

449

450

451

452

453

454

455

456

457

458

459

460

461

462

463

464

465

466

467

468

469

470

471

472

473

474

475

476

477

478

479

480

481

482

483

484

485

486

487

488

489

490

491

492

493

494

495

496

497

498

499

500

501

502

503

504

505

506

507

508

509

510

511

512

513

514

515

516

517

518

519

520

521

522

523

524

525

526

527

528

529

530

531

532

533

534

535

536

537

538

539

540

541

542

543

544

545

546

547

548

549

550

551

552

553

554

555

556

557

558

559

560

561

562

563

564

565

566

567

568

569

570

571

572

573

574

575

576

577

578

579

580

581

582

583

584

585

586

587

588

589

590

591

592

593

594

595

596

597

598

599

600

601

602

603

604

605

606

607

608

609

610

611

612

613

614

615

616

617

618

619

620

621

622

623

624

625

626

627

628

629

630

631

632

633

634

635

636

637

638

639

640

641

642

643

644

645

646

647

648

649

650

651

652

653

654

655

656

657

658

659

660

661

662

663

664

665

666

667

668

669

670

671

672

673

674

675

676

677

678

679

680

681

682

683

684

685

686

687

688

689

690

691

692

693

694

695

696

697

698

699

700

701

702

703

704

705

706

707

708

709

710

711

712

713

714

715

716

717

718

719

720

721

722

723

724

725

726

727

728

729

730

731

732

733

734

735

736

737

738

739

740

741

742

743

744

745

746

747

748

749

750

751

752

753

754

755

756

757

758

759

760

761

762

763

764

765

766

767

768

769

770

771

772

773

774

775

776

777

778

779

780

781

782

783

784

785

786

787

788

789

790

791

792

793

794

795

796

797

798

799

800

801

802

803

804

805

806

807

808

809

810

811

812

813

814

815

816

817

818

819

820

821

822

823

824

825

826

827

828

829

830

831

832

833

834

835

836

837

838

839

840

841

842

843

844

845

846

847

848

849

850

851

852

853

854

855

856

857

858

859

860

861

862

863

864

865

866

867

868

869

870

871

872

873

874

875

876

877

878

879

880

881

882

883

884

885

886

887

888

889

890

891

892

893

894

895

896

897

898

899

900

901

902

903

904

905

906

907

908

909

910

911

912

913

914

915

916

917

918

919

920

921

922

923

924

925

926

927

928

929

930

931

932

933

934

935

936

937

938

939

940

941

942

943

944

945

946

947

948

949

950

951

952

953

954

955

956

957

958

959

960

961

962

963

964

965

966

967

968

969

970

971

972

973

974

975

976

977

978

979

980

981

982

983

984

985

986

987

988

989

990

991

992

993

994

995

996

997

998

999

1000

1001

1002

1003

1004

1005

1006

1007

1008

1009

1010

1011

1012

1013

1014

1015

1016

1017

1018

1019

1020

1021

1022

1023

1024

1025

1026

1027

1028

1029

1030

1031

1032

1033

1034

1035

1036

1037

1038

1039

1040

1041

1042

1043

1044

1045

1046

1047

1048

1049

1050

1051

1052

1053

1054

1055

1056

1057

1058

1059

1060

1061

1062

1063

1064

1065

1066

1067

1068

1069

1070

1071

1072

1073

1074

1075

1076

1077

1078

1079

1080

1081

1082

1083

1084

1085

1086

1087

1088

1089

1090

1091

1092

1093

1094

1095

1096

1097

1098

1099

1100

1101

1102

1103

1104

1105

1106

1107

1108

1109

1110

1111

1112

1113

1114

1115

1116

1117

1118

1119

1120

1121

1122

1123

1124

1125

1126

1127

1128

1129

1130

1131

1132

1133

1134

1135

1136

1137

1138

1139

1140

1141

1142

1143

1144

1145

1146

1147

1148

1149

1150

1151

1152

1153

1154

1155

1156

1157

1158

1159

1160

1161

1162

1163

1164

1165

1166

1167

1168

1169

1170

1171

1172

1173

1174

1175

1176

1177

1178

1179

1180

1181

1182

1183

1184

1185

1186

1187

1188

1189

1190

1191

1192

1193

1194

1195

1196

1197

1198

1199

1200

1201

1202

1203

1204

1205

1206

1207

1208

1209

1210

1211

1212

1213

1214

1215

1216

1217

1218

1219

6

Fill out the polling tally sheets.

ELECCIONES CONGRESALES EXTRAORDINARIAS 2020 **4a**

ONPE **ACTA ELECTORAL** **→ TOTAL DE ELECTORES HÁBILES 300**

MESA DE SUFRAGIO N° **030390** CONTINENTE **UNIVERSO** PAÍS **LA GALAXIA** CIUDAD **JUPITER**

A ACTA DE INSTALACIÓN
 Siendo las **8:00 a.m.** del 26 de enero de 2020, se conforme e instaló la Mesa, continuando luego con la revisión del material electoral recibido. El material se recibió en buen estado: ☒ SÍ ☐ NO

CANTIDAD DE CÉDULAS DE SUFRAGIO RECIBIDAS
 → **TRESCIENTAS** (en letras) **300** (en números)

OBSERVACIONES:

FIRMA, NOMBRES, APELLIDOS Y DNI DE MIEMBROS DE MESA (OBLIGATORIO)

FIRMA Y DATOS DE PERSONEROS

B ACTA DE SUFRAGIO
 TOTAL DE CIUDADANOS QUE VOTARON
 → (en letras) (en números)

TOTAL DE CÉDULAS NO UTILIZADAS
 → (en letras) (en números)

OBSERVACIONES:

Siendo las finalizó el sufragio.
 FIRMA, NOMBRES, APELLIDOS Y DNI DE MIEMBROS DE MESA (OBLIGATORIO)

FIRMA Y DATOS DE PERSONEROS


Practice

The polling tally sheets records reflect all the events occurring at the polling station. It is important to fill the tally sheets records in clearly readable letters and numbers. Use the following case information to practice how to fill out the form shown on the next page.

- At 4pm, the consular official asks the polling station members not to close the polling station until after the official makes sure there are no voters in the voting facility waiting to vote.
- At 4:05pm the consular official reports no voters are waiting to vote.
- At 4:07pm the president asks the secretary to start counting aloud from the voters' list the number of actual signatures or fingerprints while he/she and the third member make sure the secretary is counting without omitting any box that identifies the voters.
- At 4:10pm they will finish counting and make sure 280 voters cast their vote.
- The twenty (20) unused ballots must also be counted.
- During the filling out and signing of the voting tally sheets, party poll watcher Alex Tomaylla Cusi, accredited by "En la Distancia" political party, asks to sign. The other party poll watchers do not wish to sign.

Proper filling out of POLLING tally sheets:

- The total number of voting citizens matches the number of signatures or fingerprints in the voter's roll.
- The total number of unused ballots is the number of ballots left on the station's desk.
- Party poll watchers or polling station members' remarks will be entered in the OBSERVACIONES field
- The time of polling closing is the same as that filled out in the tally sheets.
- Given and last names must be entered in full together with National Identity Document numbers.
- All station members must sign. Poll watchers may do so if they so wish.

S EXTRAORDINARIAS 2020	 030390-01-K	4a																																																				
ECTORAL	➔ TOTAL DE ELECTORES HÁBILES	300																																																				
CIUDAD <div style="border: 1px solid black; padding: 2px;">JUPITER</div>																																																						
<div style="border: 1px solid black; padding: 5px;"> <div style="display: flex; justify-content: space-between; align-items: center;"> <div style="border: 1px solid black; padding: 2px;">B</div> <div>ACTA DE SUFRAGIO</div> </div> <div style="margin-top: 10px;"> <p>TOTAL DE CIUDADANOS QUE VOTARON</p> <div style="display: flex; justify-content: space-between; align-items: flex-end;"> <div style="width: 60%;"> <p>➔ _____</p> <p style="text-align: center; font-size: 0.8em;">(en letras)</p> </div> <div style="width: 35%; text-align: center;"> <div style="border: 1px solid black; width: 80px; height: 40px; margin: 0 auto;"></div> <p style="font-size: 0.8em;">(en números)</p> </div> </div> </div> <div style="margin-top: 10px;"> <p>TOTAL DE CÉDULAS NO UTILIZADAS</p> <div style="display: flex; justify-content: space-between; align-items: flex-end;"> <div style="width: 60%;"> <p>➔ _____</p> <p style="text-align: center; font-size: 0.8em;">(en letras)</p> </div> <div style="width: 35%; text-align: center;"> <div style="border: 1px dashed black; width: 80px; height: 40px; margin: 0 auto;"></div> <p style="font-size: 0.8em;">(en números)</p> </div> </div> </div> <div style="margin-top: 10px;"> <p>OBSERVACIONES:</p> <p>.....</p> <p><i>Siendo las finalizó el sufragio.</i></p> <p>FIRMA, NOMBRES, APELLIDOS Y DNI DE MIEMBROS DE MESA (OBLIGATORIO)</p> <table style="width: 100%; margin-top: 10px;"> <tr> <td style="width: 33%; text-align: center; font-size: 0.8em;">PRESIDENTE</td> <td style="width: 33%; text-align: center; font-size: 0.8em;">SECRETARIO</td> <td style="width: 33%; text-align: center; font-size: 0.8em;">TERCER MIEMBRO</td> </tr> <tr> <td>NOMBRES:</td> <td>NOMBRES:</td> <td>NOMBRES:</td> </tr> <tr> <td>APELLIDOS:</td> <td>APELLIDOS:</td> <td>APELLIDOS:</td> </tr> <tr> <td>DNI:</td> <td>DNI:</td> <td>DNI:</td> </tr> </table> </div> <div style="margin-top: 10px;"> <p>FIRMA Y DATOS DE PERSONEROS</p> <table style="width: 100%; margin-top: 10px;"> <tr> <td style="width: 25%; text-align: center; font-size: 0.8em;">PERSONERO</td> <td style="width: 25%; text-align: center; font-size: 0.8em;">PERSONERO</td> <td style="width: 25%; text-align: center; font-size: 0.8em;">PERSONERO</td> <td style="width: 25%; text-align: center; font-size: 0.8em;">PERSONERO</td> </tr> <tr> <td>ORG. POLIT:</td> <td>ORG. POLIT:</td> <td>ORG. POLIT:</td> <td>ORG. POLIT:</td> </tr> <tr> <td>NOMBRES:</td> <td>NOMBRES:</td> <td>NOMBRES:</td> <td>NOMBRES:</td> </tr> <tr> <td>APELLIDOS:</td> <td>APELLIDOS:</td> <td>APELLIDOS:</td> <td>APELLIDOS:</td> </tr> <tr> <td>DNI:</td> <td>DNI:</td> <td>DNI:</td> <td>DNI:</td> </tr> </table> <table style="width: 100%; margin-top: 10px;"> <tr> <td style="width: 25%; text-align: center; font-size: 0.8em;">PERSONERO</td> <td style="width: 25%; text-align: center; font-size: 0.8em;">PERSONERO</td> <td style="width: 25%; text-align: center; font-size: 0.8em;">PERSONERO</td> <td style="width: 25%; text-align: center; font-size: 0.8em;">PERSONERO</td> </tr> <tr> <td>ORG. POLIT:</td> <td>ORG. POLIT:</td> <td>ORG. POLIT:</td> <td>ORG. POLIT:</td> </tr> <tr> <td>NOMBRES:</td> <td>NOMBRES:</td> <td>NOMBRES:</td> <td>NOMBRES:</td> </tr> <tr> <td>APELLIDOS:</td> <td>APELLIDOS:</td> <td>APELLIDOS:</td> <td>APELLIDOS:</td> </tr> <tr> <td>DNI:</td> <td>DNI:</td> <td>DNI:</td> <td>DNI:</td> </tr> </table> </div> </div>			PRESIDENTE	SECRETARIO	TERCER MIEMBRO	NOMBRES:	NOMBRES:	NOMBRES:	APELLIDOS:	APELLIDOS:	APELLIDOS:	DNI:	DNI:	DNI:	PERSONERO	PERSONERO	PERSONERO	PERSONERO	ORG. POLIT:	ORG. POLIT:	ORG. POLIT:	ORG. POLIT:	NOMBRES:	NOMBRES:	NOMBRES:	NOMBRES:	APELLIDOS:	APELLIDOS:	APELLIDOS:	APELLIDOS:	DNI:	DNI:	DNI:	DNI:	PERSONERO	PERSONERO	PERSONERO	PERSONERO	ORG. POLIT:	ORG. POLIT:	ORG. POLIT:	ORG. POLIT:	NOMBRES:	NOMBRES:	NOMBRES:	NOMBRES:	APELLIDOS:	APELLIDOS:	APELLIDOS:	APELLIDOS:	DNI:	DNI:	DNI:	DNI:
PRESIDENTE	SECRETARIO	TERCER MIEMBRO																																																				
NOMBRES:	NOMBRES:	NOMBRES:																																																				
APELLIDOS:	APELLIDOS:	APELLIDOS:																																																				
DNI:	DNI:	DNI:																																																				
PERSONERO	PERSONERO	PERSONERO	PERSONERO																																																			
ORG. POLIT:	ORG. POLIT:	ORG. POLIT:	ORG. POLIT:																																																			
NOMBRES:	NOMBRES:	NOMBRES:	NOMBRES:																																																			
APELLIDOS:	APELLIDOS:	APELLIDOS:	APELLIDOS:																																																			
DNI:	DNI:	DNI:	DNI:																																																			
PERSONERO	PERSONERO	PERSONERO	PERSONERO																																																			
ORG. POLIT:	ORG. POLIT:	ORG. POLIT:	ORG. POLIT:																																																			
NOMBRES:	NOMBRES:	NOMBRES:	NOMBRES:																																																			
APELLIDOS:	APELLIDOS:	APELLIDOS:	APELLIDOS:																																																			
DNI:	DNI:	DNI:	DNI:																																																			

BALLOT COUNTING

This is the last stage of polling. Its fundamental objective is to review the ballots in the ballot box to count the total votes cast for each contesting political organization.

1

In section C of the tally sheets write the time when vote counting started. Set the forms aside. Then, take the ballots out of the ballot box and count them without opening them. The number of ballots should match the total number of voters registered in the electors' roll.

- In case of excess number of ballots, remove the excess at random and destroy the ballots without opening them.
 - If there are less ballots than the registered number, continue counting.
- In both cases, report the event in the OBSERVACIONES box.

2

Open the ballots one at a time. The polling station president must ensure each ballot bears the president's signature (if any ballots are found without the president's signature, they will be set aside to count them as null votes).

Below is a ballot sample showing the types of vote.

ELECCIONES CONGRESALES EXTRAORDINARIAS 2020

ORGANIZACION POLITICA

MARQUE CON UNA CRUZ + O UN ASPA X DENTRO DEL RECUADRO DEL SIMBOLO DE SU PREFERENCIA

VOTO PREFERENCIAL
SI DESHA COLOQUE DENTRO DE LOS RECUADROS UNO O DOS NUMEROS DE LOS CANDIDATOS DE SU PREFERENCIA

PARTIDO POLITICO AMANECER DE NUEVO			
ALIANZA ELECTORAL PAZ Y AMOR		3	5
PARTIDO POLITICO GOTAS DE LLUVIA			
ALIANZA ELECTORAL LUNA LLENA			
PARTIDO POLITICO EN LA DISTANCIA			
PARTIDO POLITICO AL OTRO LADO DE LA LUNA			
PARTIDO POLITICO EL TRABAJO DIGNIFICA			
PARTIDO POLITICO HOJAS AL VIENTO			

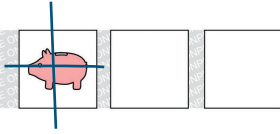
On the ballot:

- The voter may vote for a political organization by writing a cross or X over the chosen party symbol.
- Next to the chosen party symbol, the voter may write the number of one or two of his/her preferred candidates.

The various types of valid, null and blank votes are shown on the following pages. In this example, the political organizations from the corresponding region (department) have registered candidates that may be chosen with a preferential vote with the numbers 1 to 7.

Types of valid vote:

**PARTIDO POLITICO
EN LA DISTANCIA**



Valid for a political organization although the cross exceeds the symbol box but the lines cross within the box. This vote is valid, but no preferential vote is given.

**PARTIDO POLITICO
AL OTRO LADO DE LA LUNA**



Valid vote for this political organization although the line is not perfectly visible. One preferential vote cast for candidate three (3).

**PARTIDO POLITICO
EN LA DISTANCIA**



Valid vote for this political organization although the cross is re-marked. One preferential vote cast for candidate four (4) and another for candidate seven (7).

**PARTIDO POLITICO
AL OTRO LADO DE LA LUNA**



Valid vote cast for this political organization although the party symbol has not been marked. However, at least one preferential vote box has been marked correctly (Art.286 -LOE).

**PARTIDO POLITICO
EN LA DISTANCIA**



One vote cast for this political organization and one preferential vote cast for candidate one (1). The second number one (1) mark is not valid because two votes cannot be cast for the same candidate.

**PARTIDO POLITICO
AL OTRO LADO DE LA LUNA**



One valid vote cast for this political organization. Also valid is the preferential vote cast for candidate number three (3). The cross in the first preferential vote box is not counted.

**PARTIDO POLITICO
EN LA DISTANCIA**



One valid vote for this political organization and one preferential vote for candidate number seven (7). The preferential vote in the second box is not counted because in our example there are no candidates with a number higher than seven (7).

**PARTIDO POLITICO
AL OTRO LADO DE LA LUNA**



One vote cast for this political organization although the symbol was not marked; one preferential vote cast for candidate six (6). The thirty-eight (38) number does not count because in our example in this region there are no candidates with numbers higher than seven (7).

**PARTIDO POLITICO
EN LA DISTANCIA**



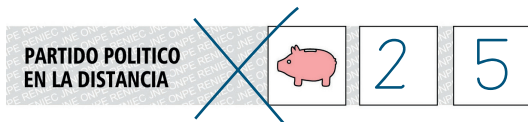
One vote cast for this political party although the symbol was not marked, and one preferential vote for candidate number two (2). The cross in the first preferential vote box is not valid.

**PARTIDO POLITICO
AL OTRO LADO DE LA LUNA**



One valid vote cast for the political party. The crosses in the first and second preferential vote boxes are not counted.


Types of null votes



The cross or X is outside the symbol box.



The box was not marked with a cross or X.



More than one symbol was marked.



The symbol of the political party was marked, and a number was written in the preferential vote box of a different political party.



In all these cases the preferential vote boxes are not counted.

Vote is also null when...

- The ballot is torn.
- The signature of the polling station president does not appear outside the ballot.
- The ballot has written on it the voter's name, signature or DNI number.
- The ballot is smudged or shows phrases or signs not corresponding to the election's process.
- The vote was issued on a ballot that was not distributed at the polling station.

Pursuant to Art. 283 of the Organic Elections Law, all events during the vote counting will be resolved by the polling station's members by a majority vote.

Blank votes

If the voter does not mark the sign of any political party and did not write a number in any of the preferential vote boxes, the vote is blank.

3

Starting the ballot count. Tear apart the draft form off the voting documents and put it on the desk.

How to count the ballots

First. The polling station members will examine each ballot and say aloud which political organization has received the vote and the numbers of the preferential votes written on the ballot. Then, the ballot will be shown to the party poll watchers.

Second. The secretary will find in the draft sheet the box for the respective political party having received that vote and will write a downstroke in the political organization's vote tally line and another downstroke in the preferential vote tally line, as appropriate.

ELECCIONES CONGRESALES EXTRAORDINARIAS 2020 **ONPE**

ORGANIZACION POLITICA

ARQUE CON UNA CRUZ + O UN ASPA X DENTRO DEL RECUADRO DEL SIMBOLO DE SU PREFERENCIA

PARTIDO POLITICO AMANECER DE NUEVO

ANZA ELECTORAL PAZ Y AMOR

VOTO PREFERENCIAL

SI DESEA COLOCAR PALOTES DE LOS SIMBOLOS UNO O DOS NUMEROS DE LOS CANDIDATOS DE SU PREFERENCIA

1 5

Note. The boxes for the political parties in the preferential vote counting section will show as many strokes as the number of seats to be filled for that region.

ELECCIONES CONGRESALES EXTRAORDINARIAS 2020

MESA DE SUFRAGIO Nº **030390**

CONTINENTE **UNIVERSO** PAÍS **LA GALAXIA**

Durante el escrutinio de votos, colocar un palote por cada voto (1 palote por cada 5 en 5 (1/5)). Procede igual si hay votos en blanco. Culinado el escrutinio de los votos suma los palotes y se anota en el cuadro correspondiente.

1 PARTIDO POLITICO AMANECER DE NUEVO		2
Conteo de votos por organización política (1/5)	TOTAL	
1		

Conteo de votos preferencial (1/5)		TOTAL	Nº
1			1
2			2
3			3
4			4
5			5
6			6
7			7

Third. The third polling station member will receive the counted ballot and place it aside on the desk. As counting progresses, the number of ballots with the votes for each political organization will pile up.

Nota. If the vote is blank or null, this will also be said aloud and marked in the draft form.

4

After counting all the ballots, add up the total votes for each political party and all preferential votes (red tally). Then, copy the totals to section C of the voting tally sheets.

How to add up votes in the draft sheet

- A** Add up and write the number of votes in all political party boxes. Also add up the preferential votes (red tally).
- B** Add up blank and null votes (light blue tally).
- C** Copy total votes by political party, and blank and null votes. Then, add up all figures to reach the total of cast votes (green tally).

5a

ONPE

ELECCIONES CONGRESALES EXTRAORDINARIAS 2020

HOJA BORRADOR → TOTAL DE ELECTORES HÁBILES **300**

MESA DE SUFRAGIO N° **030390**

CONTINENTE **UNIVERSO** PAÍS **LA GALAXIA** CIUDAD **JUPITER**

Durante el escrutinio de votos, colocar un palote por cada voto que corresponda a las organizaciones políticas y a los votos preferenciales. Agrupar los palotes de 5 en 5 (III). Procede igual si hay votos en blanco, nulos e impugnados.

Culminado el escrutinio de los votos suma los palotes y escribe los totales de votos.

1 PARTIDO POLITICO AMANECER DE NUEVO		2 ALIANZA ELECTORAL PAZ Y AMOR		3 PARTIDO POLITICO GOTAS DE LLUVIA	
Conteo de votos por organización política (III)		Conteo de votos por organización política (III)		Conteo de votos por organización política (III)	
N°	TOTAL	N°	TOTAL	N°	TOTAL
1	20	1	17	1	14
2	5	2	5	2	5
3	3	3	10	3	5
4	7	4	6	4	5
5	10	5		5	5
6		6		6	2
7		7		7	

4 ALIANZA ELECTORAL LUNA LLENA		5 PARTIDO POLITICO CONTIGO EN LA DISTANCIA		6 PARTIDO POLITICO AL OTRO LADO DE LA LUNA	
Conteo de votos por organización política (III)		Conteo de votos por organización política (III)		Conteo de votos por organización política (III)	
N°	TOTAL	N°	TOTAL	N°	TOTAL
1	64	1	42	1	32
2	31	2	11	2	20
3	8	3	11	3	5
4	5	4	5	4	7
5	10	5	12	5	10
6	10	6	11	6	3
7	15	7	10	7	2
8	6	8	11	8	2

7 PARTIDO POLITICO EL TRABAJO DIGNIFICA		8 PARTIDO POLITICO HOJAS AL VIENTO	
Conteo de votos por organización política (III)		Conteo de votos por organización política (III)	
N°	TOTAL	N°	TOTAL
1	23	1	59
2	15	2	20
3	7	3	10
4	3	4	15
5	5	5	15
6	3	6	15
7	5	7	7
8		8	3

PÁGINA 1 DE 2

ONPE

ELECCIONES CONGRESALES EXTRAORDINARIAS 2020

HOJA

MESA DE SUFRAGIO N° **030390**

CONTINENTE **UNIVERSO** PAÍS **LA GALAXIA** CIUDAD **JUPITER**

Durante el escrutinio de votos, colocar un palote por cada voto que corresponda a las organizaciones políticas y a los votos preferenciales. Agrupar los palotes de 5 en 5 (III). Procede igual si hay votos en blanco, nulos e impugnados.

Culminado el escrutinio de los votos suma los palotes y escribe los totales de votos.

VOTOS EN BLANCO	
Conteo de votos (III)	TOTAL
5	5

VOTOS NULOS	
Conteo de votos (III)	TOTAL
4	4

VOTOS IMPUGNADOS (*)	
Conteo de votos (III)	TOTAL

Note. Importantly, the total number of votes cast appearing on the draft sheet must equal the total number of voting citizens (registered in the electors' rolls). If totals do not match, add again until finding the mistake and proceed to correct it.

(*) No debe contarse como voto impugnado aquel que sea impugnado por el Jefe de Mesa.
(**) **MUY IMPORTANTE**
Este resultado debe ser igual al total de ciudadanos inscritos en el padrón electoral. Verifíquelo antes de copiar en el Acta de Escrutinio.

How to fill out the voting tally sheets

- D** Copy on the tally sheets only the total votes by political party, and blank, null and total cast votes.
- E** Copy the total preferential votes to the tally sheets.

After writing down the results, record the observations (if any), the hour the ballot count ended and then sign; write the polling station members' first and last names and DNI numbers. Polling station members must sign. Party poll watchers may do so, if they wish.

Note. Total votes must be written down clearly without possibility of confusion, scratching or amendments. Preferably use the following number stroke:

0 1 2 3 4 5 6 7 8 9

5b

SALES EXTRAORDINARIAS 2020

BORRADOR → TOTAL DE ELECTORES HÁBILES **300**

CIUDAD **JUPITER**

corresponda a las organizaciones políticas y a los votos preferenciales. Agrupar los impugnados. Totales de votos.

En esta columna copia los totales de votos por organización política, votos en blanco, nulos e impugnados. Luego, suma los totales hasta obtener el total de votos emitidos.

ORGANIZACIONES POLÍTICAS	TOTAL DE VOTOS
1 PARTIDO POLITICO AMANECER DE NUEVO	20
2 ALIANZA ELECTORAL PAZ Y AMOR	17
3 PARTIDO POLITICO GOTAS DE LLUVIA	14
4 ALIANZA ELECTORAL LUNA LLENA	64
5 PARTIDO POLITICO EN LA DISTANCIA	42
6 PARTIDO POLITICO AL OTRO LADO DE LA LUNA	32
7 PARTIDO POLITICO EL TRABAJO DIGNIFICA	23
8 PARTIDO POLITICO HOJAS AL VIENTO	59
VOTOS EN BLANCO	5
VOTOS NULOS	4
VOTOS IMPUGNADOS (*)	
TOTAL DE VOTOS EMITIDOS (**) →	280

que fue resuelto en mesa.

que votaron, registrados en el Acta de Sufragio (Ver página 4a);

PÁGINA 2 DE 2

4b

ONPE

ELECCIONES CONGRESALES EXTRAORDINARIAS 2020

MESA DE SUFRAGIO N° **030390**

ACTA ELECTORAL → TOTAL DE ELECTORES HÁBILES **300**

CONTINENTE **UNIVERSO** PAÍS **LA GALAXIA** CIUDAD **JUPITER**

C ACTA DE ESCRUTINIO

Siendo las **4:10 p.m.** del 26 de enero de 2020, se inició el ACTO DE ESCRUTINIO.

MUY IMPORTANTE Escriba con números legibles como estos: 0 1 2 3 4 5 6 7 8 9

ORGANIZACIONES POLÍTICAS	TOTAL	TOTAL DE VOTOS PREFERENCIALES						
		1	2	3	4	5	6	7
1 PARTIDO POLITICO AMANECER DE NUEVO	20	5		3	7		10	
2 ALIANZA ELECTORAL PAZ Y AMOR	17	3	5	10		6		
3 PARTIDO POLITICO GOTAS DE LLUVIA	14	1	5		5		5	2
4 ALIANZA ELECTORAL LUNA LLENA	64	31	8	5	10	10	15	6
5 PARTIDO POLITICO CONTIGO EN LA DISTANCIA	42	11	11	5	12	11	10	11
6 PARTIDO POLITICO AL OTRO LADO DE LA LUNA	32	20	5	7	10	3	2	2
7 PARTIDO POLITICO EL TRABAJO DIGNIFICA	23	15	7	3	5	3	5	
8 PARTIDO POLITICO HOJAS AL VIENTO	59	20	10	15	15	15	7	3
VOTOS EN BLANCO	5							
VOTOS NULOS	4							
VOTOS IMPUGNADOS								
TOTAL DE VOTOS EMITIDOS →	280							

D

OBSERVACIONES: →

Siendo las **5:20 p.m.** finalizó el ACTO DE ESCRUTINIO.

FIRMA, NOMBRES, APELLIDOS Y DNI DE MIEMBROS DE MESA (OBLIGATORIO)

PRIMER MIEMBRO
NOMBRES: **Alex Carlos**
APELLIDOS: **Adrianzen Calle**
DNI: **10285501**

SECRETARIO/A
NOMBRES: **Rosa Maria**
APELLIDOS: **Quiroz Ruycon**
DNI: **09600859**

TERCERA MIEMBRO
NOMBRES: **Luis Antonio**
APELLIDOS: **Roca Perla**
DNI: **40637177**

FIRMA Y DATOS DE PERSONEROS

Note. The colors of the total preferential votes section in the ballot tally sheets reflect the number of candidates to be elected for each region.

5

Once the tally sheets have been filled out, they must be covered with protective film. Also, the OBSERVACIONES section must be covered, even if there are none.

**LÁMINAS PARA
PROTECCIÓN DE
RESULTADOS Y RECUADRO
DE OBSERVACIONES**

The protective film sheets will be found in ballot counting package C.

6

Take the color plastic envelopes and labels to seal the envelopes from ballot counting package C. Next, put in each envelope one voting tally sheet and seal the envelopes using a label. Finally, hand them over to the consular official and sign the tally sheet delivery receipt.



Nota

- Place also in the light blue envelope together with the records the tally sheet and voting appeal envelopes (if any).
- In addition, place the observations or complaints forms (if any) in the gray, light blue and green envelopes.

In both cases, the chapter on SITUACIONES Y CASOS ESPECIALES applies (pages 32, 34 and 35).

- The records delivery receipt will certify the consular official has been delivered the tally sheets.

7

Distribute a copy of the voting tally sheets to each party poll watcher who requests one. This form is not delivered in an envelope nor is it covered by a protective film sheet.

8

Tear off the results poster included in the election documents, fill it with the figures from the draft sheet and post it outside the polling room or hall.

9

Tear off the participation certificates from the voting documents, write down the names of the polling station members, sign the certificates and distribute them as appropriate.

10

Tear the counted ballots and the surplus ballots, and together with the draft sheets, put them in the box for surplus electoral materials.

11


Remove from the ballot counting package (package C) the bag for recycling material and put there the ballpoint pens, fingerprinting ink pad, unused challenge form envelopes and adhesive tape. Close the envelope and put it in the elections materials surplus box. Also put in this box the remaining records forms, labels, other unused forms, etc.

12

Hand over to the consular official the box containing the surplus electoral materials, ballot box and voting booth. When delivering, fill out the voting materials receipt slip, and cross or tick and fill out the required data. Finally, the polling station president shall sign and accept the delivery receipt slip.

Use this form to practice how to fill out the draft sheet

Instructions. Count the votes for each political organization and the preferential votes. Next, on a separate page, add up the null and blank votes.



ONPE

5a

ELECCIONES CONGRESALES EXTRAORDINARIAS 2020

MESA DE SUFRAGIO N°

030390

HOJA BORRADOR

→ TOTAL DE ELECTORES HÁBILES

300

CONTINENTE

UNIVERSO

PAÍS

LA GALAXIA

CIUDAD

JUPITER

Durante el escrutinio de votos, colocar un palote por cada voto que corresponda a las organizaciones políticas y a los votos preferenciales. Agrupar los palotes de 5 en 5 (V). Procede igual si hay votos en blanco, nulos e impugnados. Culminado el escrutinio de los votos suma los palotes y escribe los totales de votos.

1 PARTIDO POLITICO AMANECER DE NUEVO

Conteo de votos por organización política (V)		TOTAL
V V V V V V V V V V		
N°	Conteo de votos preferencial (V)	TOTAL
1	V	
2	V	
3	V	
4	V	
5		
6	V	
7	V	

2 ALIANZA ELECTORAL PAZ Y AMOR

Conteo de votos por organización política (V)		TOTAL
V V V V V		
N°	Conteo de votos preferencial (V)	TOTAL
1	V	
2	V	
3	V	
4	V	
5		
6	V	
7	V	

3 PARTIDO POLITICO GOTAS DE LLUVIA

Conteo de votos por organización política (V)		TOTAL
V V V V V		
N°	Conteo de votos preferencial (V)	TOTAL
1	V	
2	V	
3		
4	V	
5		
6	V	
7		

4 ALIANZA ELECTORAL LUNA LLENA

Conteo de votos por organización política (V)		TOTAL
V V V V V V V V V V		
V V V V V V V V		
N°	Conteo de votos preferencial (V)	TOTAL
1	V V V V V	
2	V	
3	V V V V V	
4	V	
5	V V V V	
6	V V V	
7	V V	

5 PARTIDO POLITICO EN LA DISTANCIA

Conteo de votos por organización política (V)		TOTAL
V V V V V V V V V V		
V		
N°	Conteo de votos preferencial (V)	TOTAL
1	V V V V	
2	V V	
3	V V	
4	V	
5	V V V	
6		
7	V V V	

6 PARTIDO POLITICO AL OTRO LADO DE LA LUNA

Conteo de votos por organización política (V)		TOTAL
V V V V V V V V V V		
N°	Conteo de votos preferencial (V)	TOTAL
1	V V V	
2	V V V	
3	V V V	
4	V V V	
5	V V	
6		
7	V	


7 PARTIDO POLITICO EL TRABAJO DIGNIFICA

Conteo de votos por organización política (V)		TOTAL
V V V V V V		
N°	Conteo de votos preferencial (V)	TOTAL
1	V	
2	V	
3	V	
4	V	
5	V	
6	V V V	
7	V	

8 PARTIDO POLITICO HOJAS AL VIENTO

Conteo de votos por organización política (V)		TOTAL
V V V V V V V V V V		
V V V V V V		
N°	Conteo de votos preferencial (V)	TOTAL
1	V V V V V	
2	V	
3	V V V V	
4	V	
5	V V V V	
6	V V	
7	V V	

Instructions. From draft sheet 5a (previous page), copy the results by political organization to the total votes column (draft sheet page 5b). Then, add up to figure out the total of votes cast.



ONPE

5b

ELECCIONES CONGRESALES EXTRAORDINARIAS 2020

MESA DE SUFRAGIO Nº

HOJA BORRADOR

→ TOTAL DE ELECTORES HÁBILES **300**

CONTINENTE

PAÍS

CIUDAD

UNIVERSO

LA GALAXIA

JUPITER

Durante el escrutinio de votos, colocar un palote por cada voto que corresponda a las organizaciones políticas y a los votos preferenciales. Agrupar los palotes de 5 en 5 (IIII). Procede igual si hay votos en blanco, nulos e impugnados.

Culminado el escrutinio de los votos suma los palotes y escribe los totales de votos.

VOTOS EN BLANCO

Conteo de votos (IIII)	TOTAL
IIII	









VOTOS NULOS

Conteo de votos (IIII)	TOTAL
IIII	

VOTOS IMPUGNADOS (*)

Conteo de votos (IIII)	TOTAL

En esta columna copia los totales de votos por organización política, votos en blanco, nulos e impugnados. Luego, suma los totales hasta obtener el total de votos emitidos.

	ORGANIZACIONES POLÍTICAS	TOTAL DE VOTOS
1	PARTIDO POLITICO AMANECER DE NUEVO 	
2	ALIANZA ELECTORAL PAZ Y AMOR 	
3	PARTIDO POLITICO GOTAS DE LLUVIA 	
4	ALIANZA ELECTORAL LUNA LLENA 	
5	PARTIDO POLITICO EN LA DISTANCIA 	
6	PARTIDO POLITICO AL OTRO LADO DE LA LUNA 	
7	PARTIDO POLITICO EL TRABAJO DIGNIFICA 	
8	PARTIDO POLITICO HOJAS AL VIENTO 	
VOTOS EN BLANCO		
VOTOS NULOS		
VOTOS IMPUGNADOS (*)		
TOTAL DE VOTOS EMITIDOS (**) →		

(*) No debe contarse como voto impugnado aquel que fue resuelto en mesa.



(**) **MUY IMPORTANTE**

Este resultado debe ser igual al total de ciudadanos que votaron, registrados en el Acta de Sufragio (Ver página 4a); verifíquelo antes de copiar en el Acta de Escrutinio.

PÁGINA 2 DE 2

Practice here how to fill out the vote counting tally sheets

Instructions. Copy on this sheet the total votes cast recorded in the draft sheets appearing above. Then, fill out the remaining data.

6	OTRO LADO DE LA LUNA	6		6		6		6		6	
7	PARTIDO POLITICO EL TRABAJO DIGNIFICA		7								
8	PARTIDO POLITICO HOJAS AL VIENTO		8								
VOTOS EN BLANCO											
VOTOS NULOS											
VOTOS IMPUGNADOS											
TOTAL DE VOTOS EMITIDOS →											

OBSERVACIONES: →

Siendo las finalizó el ACTO DE ESCRUTINIO.

FIRMA, NOMBRES, APELLIDOS Y DNI DE MIEMBROS DE MESA (OBLIGATORIO)

<p>.....</p> <p>PRESIDENTE</p> <p>NOMBRES:</p> <p>APELLIDOS:</p> <p>DNI:</p>	<p>.....</p> <p>SECRETARIO</p> <p>NOMBRES:</p> <p>APELLIDOS:</p> <p>DNI:</p>	<p>.....</p> <p>TERCER MIEMBRO</p> <p>NOMBRES:</p> <p>APELLIDOS:</p> <p>DNI:</p>
---	---	---

FIRMA Y DATOS DE PERSONEROS

<p>PERSONERO</p> <p>ORG. POLIT:</p> <p>NOMBRES:</p> <p>APELLIDOS:</p> <p>DNI:</p>	<p>PERSONERO</p> <p>ORG. POLIT:</p> <p>NOMBRES:</p> <p>APELLIDOS:</p> <p>DNI:</p>	<p>PERSONERO</p> <p>ORG. POLIT:</p> <p>NOMBRES:</p> <p>APELLIDOS:</p> <p>DNI:</p>	<p>PERSONERO</p> <p>ORG. POLIT:</p> <p>NOMBRES:</p> <p>APELLIDOS:</p> <p>DNI:</p>	<p>PERSONERO</p> <p>ORG. POLIT:</p> <p>NOMBRES:</p> <p>APELLIDOS:</p> <p>DNI:</p>	<p>PERSONERO</p> <p>ORG. POLIT:</p> <p>NOMBRES:</p> <p>APELLIDOS:</p> <p>DNI:</p>
---	---	---	---	---	---


ONPE


030390-01-K

4b

ELECCIONES CONGRESALES EXTRAORDINARIAS 2020

MESA DE SUFRAGIO Nº

030390

ACTA ELECTORAL

TOTAL DE ELECTORES HÁBILES

300

CONTINENTE

UNIVERSO

PAÍS

LA GALAXIA

CIUDAD

JUPITER

C ACTA DE ESCRUTINIO

Siendo las del 26 de enero de 2020, se inició el ACTO DE ESCRUTINIO.

MUY IMPORTANTE Escriba con números legibles como estos: 0 1 2 3 4 5 6 7 8 9

TOTAL DE VOTOS		TOTAL DE VOTOS PREFERENCIALES						
ORGANIZACIONES POLÍTICAS	TOTAL	1	2	3	4	5	6	7
1 PARTIDO POLITICO AMANECER DE NUEVO		1						1
2 ALIANZA ELECTORAL PAZ Y AMOR		2						2
3 PARTIDO POLITICO GOTAS DE LLUVIA		3						3
4 ALIANZA ELECTORAL LUNA LLENA		4						4
5 PARTIDO POLITICO EN LA DISTANCIA		5						5
6 PARTIDO POLITICO AL...								


PERSONERO
T:
S:
PERSONERO
ORG. POLIT:
NOMBRES:
APELLIDOS:
DNI:

SPECIAL SITUATIONS DURING POLLING STATION INSTALLATION



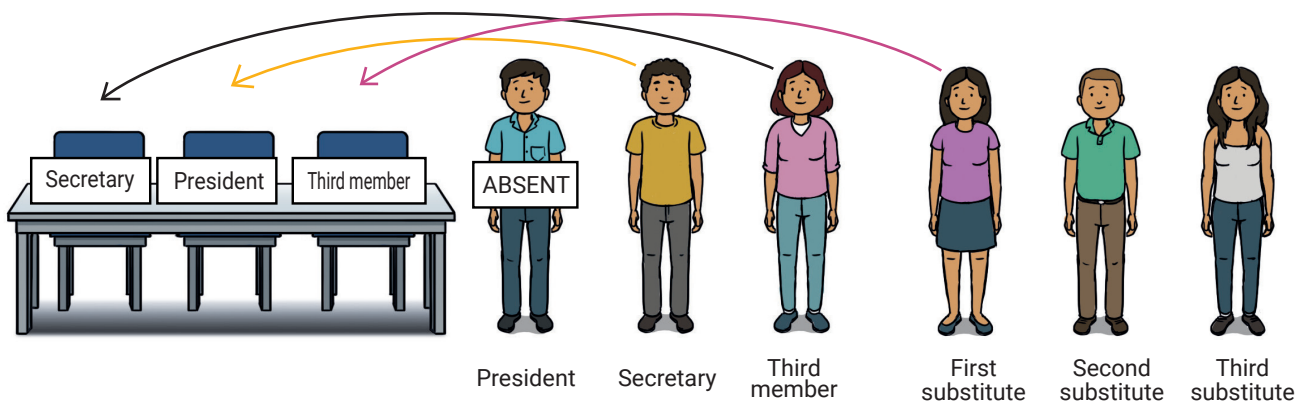
A What if at 7:30am the main station members have arrived, but one or more substitutes are missing?

Answer. The polling station will be installed with the main members. When the attendance roll is called, the inscription FALTÓ will be entered in the substitute's signing box. Absent members will pay a fine equivalent to 5% of 2020 tax unit (UIT).



B What happens if at 8:30am the substitutes are present but one or more main member is absent?

Answer. If the president is absent, the secretary will take his/her place and the third member will fill in as secretary; the first substitute will fill in as third station member.



If in addition to the president, also the secretary is absent, the third member will become president, the first substitute will be the secretary and the second substitute will fill the position of the third member.

If the three main members are absent, the three substitutes will replace for them. It is not allowed to install a polling station with less than three station members.

The consular official will distribute the voting materials only when the polling station has been installed up by those who will be signing the setting up records.



C What if after 8:30am only one main member or one substitute are present?



Answer. Whoever is present will act as president and will recruit polling station members from the line of waiting voters as mandated by law with support of the law enforcement official. The polling station president will choose one or two voters from the line as needed to fill all the polling station positions.



D What happens if after 8:30 no main members or substitutes are present?



Answer. The consular official will report the event to the president of the polling station with the lower polling station number or, failing that, to that with the higher polling station number who, by mandate of the law and with support of the law enforcement agent, will choose three persons from the line of voters of the polling station not yet installed to act as polling station members.

Note

In both cases C and D, the station president may require the law enforcement agent to order the voter(s) who refused to fill in as polling station member(s), to produce their DNI. The ID numbers and names will be registered so that when the polling station is installed, the polling station members can write in the OBSERVACIONES box of the station installation records which voters refused to fill in as members so they will be imposed a 5% UIT fine.

After having noted down this event, the consular official will be asked to provide the protection film to cover the OBSERVACIONES field.



E What happens if at 9am neither station officials nor electors are present to install the polling station?



Answer. The members of another station that is already set up will be asked to also install the polling station that at that time has neither members nor voters.

- In this case, the station members will receive the voting materials for the additional polling station (s) they are asked to operate and use them taking care to keep them separate. The installation records will also be prepared separately.
- During the vote, the ballots of the two stations will be kept separate from each other. Station officials will ensure the arriving voters place their ballots in the ballot box corresponding to each station. When polling ends, the voting records corresponding to each station will be filled out separately.
- During the ballot count, the ballots from the original station will be counted first and then the ballots from the additional polling station (s). The corresponding voting records and results posters will be filled out separately.



F

What can be done if at 9am one or two persons only are present at certain stations and no citizens are present at other stations?

Answer. The consular official will choose among those present groups of at least three persons each to set up the two stations where they are registered.

- In this case, the polling station members will receive two boxes with elections materials to use them separately. Consequently, two polling stations will be set up, each with its own installation records.
- During the poll, the ballots from the two polling stations must be kept separate and it must be ensured that attending voters place their ballots in their respective ballot boxes. At the end of the poll, separate voting records will be filled out.
- During the ballot count, the ballots from each station will be counted separately and their records and results posters will be filled out separately as well.

In these two cases, the event must be noted down in the OBSERVACIONES box in the installation records and the OBSERVACIONES will be covered with the protective film requested from the consular official.



G

What happens if a polling station member cannot sign the installation records because he/she is illiterate or physically challenged?

Answer. The polling station member will be asked to place his/her fingerprint on the signing line. Next, his/her names, last names and DNI number will be written down. The following remark will be written in the records' OBSERVACIONES field: Mr./Mrs. ... did not sign because...

Finally, the consular official will be asked to provide the protection sheets to cover the OBSERVACIONES section.



H

How to proceed if an accredited party poll watcher at the polling station requests to cancel the installation of the polling station?

Answer. The law allows the polling station members to suspend the station's installation only for the following reasons:

- The polling station is set up at a location different from that previously designated.
- The polling station is being installed under conditions other than those described in the installation chapter herein.
- The polling station is installed after 12:00 hours.

The right to vote is curtailed, and the request to suspend is grounded.

If such a request is made, the following remark should be entered in the installation records: Mr./Mrs. ... representing...political organization has requested to suspend the installation of the station for the following reasons: ...

Finally, the consular official will be required to provide the protection film to cover the OBSERVACIONES field.

SPECIAL SITUATIONS DURING THE VOTE



A

How does one assist in having the special treatment law enforced?



Answer. Station officials will allow persons with disabilities, persons with children, pregnant women and senior citizens vote before others.

Care guidelines in the voting room

- Senior citizens are citizens 60 years or older.
- If many persons require special attention, those with greater need will be allowed to move up the voting line.
- Vision-impaired persons will be asked if they can use a Braille screen. If so, they will be asked to wait for the consular official to bring the screen while the other voters in the line continue to vote.
- Some disabilities are obvious. In other cases, persons with disabilities may be required to produce their Conadis (National Council for Persons with Disabilities) card.
- Some persons who have the right to receive privileged treatment may decline to exercise their right. Their decision must be respected.

Care guidelines for using temporary voting booth must be placed at the entry of the polling station or room

- If the consular official announces a voter is waiting in the module, the three polling station members, if they so deem convenient and in coordination with the accredited party poll watchers, shall temporarily place the polling station in the temporary voting module (R.J. N224-2006-J/ONPE).
- Before moving the module, the voters waiting in line will be warned that they will have to wait.



B

How do electors with a quick vote card vote?



Answer. They will be allowed to vote without having to wait for their turn in the voting line. They include firefighters, health personnel, law enforcement agents, etc. After they vote, their rapid vote card will be destroyed.





C What happens if a voter, after having voted, signs in the wrong field by mistake?

Answer. The voter will be asked to sign again in the right box. Next, in the OBSERVACIONES section in the voters' roll (same page), include the following remark: Mr./Mrs. ... erroneously signed in the field corresponding to...

 DELGADO SEGURA ROBERTO CARLOS <small>GRADO DE INSTRUCCIÓN: SECUNDARIA COMPLETA</small> <small>FIRMA</small>	 FLORES ORE PROCINA ISABEL <small>GRADO DE INSTRUCCIÓN: SECUNDARIA COMPLETA</small> <small>FIRMA</small>
025 07520272-1 DIAZ DIAZ NARCISA <small>GRADO DE INSTRUCCIÓN: SECUNDARIA COMPLETA</small> <small>FIRMA</small>	030 41576490-7 GARCIA LOPEZ NADIA ELAINE <small>GRADO DE INSTRUCCIÓN: SECUNDARIA COMPLETA</small> <small>FIRMA</small>
OBSERVACIONES: <i>La Señora Nadia Elaine Garcia Lopez por error firmó en el lugar de la Señora Narcisca Diaz Diaz.</i>	

- Esta lista, después de su uso, se devuelve dentro del sobre plástico anaranjado.
 - Si alguien firma o coloca huella donde no debe o hubiera otro caso que resolver, consulta la cartilla del miembro de mesa o solicita apoyo al funcionario consular.

PÁGINA 3 DE 4

Proceed similarly in case of erroneous fingerprinting.



D How should a voter be treated whose box in the voters' roll was erroneously signed by another voter?

Answer. First, the voter will be explained what has happened and shown the inscription in the OBSERVACIONES box. Then, the ballot will be given for him /her to vote. After having placed his/her ballot in the box, his/her names, last names and DNI number will be written down in the OBSERVACIONES box on the same page of the respective box, and he/she will be asked to sign and put his/her fingerprint.

Proceed similarly in case of erroneous fingerprinting.



E What happens if a voter leaves the polling station having signed and put his/her fingerprint in the wrong field?

Answer. The following remark will be included in the OBSERVACIONES box on the voters' roll (same page): Mr./Mrs. ... voted but erroneously signed and put his/her fingerprint in the box corresponding to Mr./Mrs. ...



F

What is identity theft?



Answer. This happens when a person shows up to vote but his/her box has already been signed and fingerprinted.

037 41965932-7 N° DNI					
		ROBLES KIO ANSELMO		HUELLA DACTILAR	
		GRADO DE INSTRUCCIÓN: SECUNDARIA COMPLETA			
				FIRMA	

What to do?

- First, the polling station members must assure the signature and fingerprint belong to the person who arrived first and signed in the box by mistake or accidentally.
- Once the identity has been ascertained, the second voter will be allowed to vote because it is not known which of the two is the presumed identity thief. This shall be decided by the Prosecutor (Ministerio Público).
- To allow the voter to sign and place his/her fingerprint, his/her details and DNI number will be entered at the bottom of the voters' roll. Then, the corresponding remark will be entered on the same last page of this roll.
- The DNI with the hologram already pasted on it will be given to the Prosecutor's Office staff (Ministerio Público).
- The voter will be given a DNI withholding slip provided by the consular official.

				CARGO DE RETENCIÓN DE DOCUMENTO DE IDENTIDAD EXTRANJERO					
				<i>ELECCIONES CONGRESALES EXTRAORDINARIAS</i>					
(Nombre del proceso)									
MARQUE CON UNA CRUZ <input checked="" type="checkbox"/> O UN ASPA <input type="checkbox"/> DENTRO DEL RECUADRO EL NOMBRE DEL CARGO A UTILIZARSE									
POR SUPUESTA SUPLANTACIÓN (Art. 267° Ley 26859) (El Documento de Identidad es retenido por el Presidente de mesa, quien lo entregará al Representante Consular)								<input checked="" type="checkbox"/>	
POR IMPUGNACIÓN DE IDENTIDAD DEL ELECTOR (Art. 269° Ley 26859) (El Documento de Identidad es retenido por el Presidente de mesa, quien lo entregará al Representante Consular)								<input type="checkbox"/>	
N° DE MESA		CONTINENTE		PAÍS		CIUDAD			
030390		EUROPA		ITALIA		ROMA			
DATOS DEL ELECTOR									
NOMBRES Y APELLIDOS :				ANSELMO ROBLES KIO					
DOCUMENTO NACIONAL DE IDENTIDAD :				41965932					
FIRMA :									
HUELLA DACTILAR									
DATOS DEL PRESIDENTE DE MESA									
NOMBRES Y APELLIDOS :				Alex Carlos Adrianzen Calle					
DOCUMENTO NACIONAL DE IDENTIDAD :				10285501					
FIRMA :									
HUELLA DACTILAR									
OBSERVACIONES :									
ENTREGUE ESTE CARGO AL CIUDADANO, PARA QUE LUEGO ACUDA A LA OFICINA CONSULAR POR SU DOCUMENTO NACIONAL DE IDENTIDAD									

**G**

Can a polling station member who did not attend the polling station installation also vote?

Answer. Yes, and his/her DNI will not be withheld. However, under no circumstance, will he/she be allowed to sign the polling station members' attendance control sheet, nor take the place of anyone who effectively participated in installing the polling station.

**H**

What must be done if a party poll watcher claims a voter is an impostor and therefore challenges the voter's identity?

Answer. First, it must be borne in mind that it is the poll watcher's right to challenge the identity of the persons who show up to vote. Consequently, the party poll watcher's argument must be heard and then a decision be made on the challenge.

If the challenge is declared not grounded:

- The voter will vote and his/her DNI returned.
- In the OBSERVACIONES box in the voting records the following remark will be entered: Party poll watcher with identity document number challenged the identity of Mr./Mrs. ...The polling station officials decided the challenge was not grounded.
- At closing, request the consular official for the protective film to cover the OBSERVACIONES field.

If the challenge is declared ungrounded but the party poll watcher appeals:

- The elector will vote but his/her DNI will not be returned, nor will he/she be allowed to put his/her ballot directly into the ballot box.
- The consular official will be asked to provide the challenge envelope and identity document withholding slip.
- The ballot and DNI will be placed in the envelope. Then, the challenging poll watcher will be asked for his/her details and to sign. The closed envelope will be placed in the ballot box.
- The withholding slip will be filled out and given to the voter.
- The event will be registered in the voting records' OBSERVACIONES field and on the voters' roll.
- At the end of the vote, the consular official will be requested a protective sheet to cover the OBSERVACIONES field.

Note

The party poll watcher's refusal to sign will amount to having declined the right to challenge. The voter will place his/her vote in the ballot box, and his/her DNI returned.

I

What happens if a person shows (on the web) he/she is the actual voter registered at the polling station, but his/name does not appear on the voters' roll?

Answer. The polling station president will ask the consular official to produce a voting attendance certificate form, which will be filled out and given to the concerned elector to determine the reason for omission from the roll.

**ELECCIONES CONGRESALES EXTRAORDINARIAS 2020
CONSTANCIA DE ASISTENCIA A SUFRAGAR EXTRANJERO ONPE**

MOTIVO POR EL CUAL SE OTORGA LA CONSTANCIA DE ASISTENCIA AL SUFRAGIO:
La electora mostró una hoja impresa de la página web de la ONPE en el cual acredita que pertenece a la mesa, pero no se encontró sus datos en la lista de electores.

ESTE DOCUMENTO CARECE DE VALOR SI NO LLEVA LA FIRMA DEL PRESIDENTE DE MESA

DATOS DEL CIUDADANO

El que suscribe deja constancia que el (la) Sr.(a) *ANA ELVA*
KIO LIMACHI
 identificado(a) con Documento Nacional de Identidad N° *41424344* se presentó a la
 Mesa de Sufragio N° *030390* para hacer uso de su derecho al voto.

DATOS DEL PRESIDENTE DE MESA

Nombres: *Alex Carlos*
 Apellidos: *Adrianzen Calle*
 Documento Nacional de Identidad: *10285501*

El Padrón Electoral se cerró el (30/09/2019)
 Entregue esta constancia al ciudadano para que regularice su situación en el CONSULADO

[Firma]
 Firma Presidente de Mesa

PARA EL ELECTOR

J

What happens if a person shows up at the voting station and is found to be an identity thief wanting to vote for somebody else?

Answer. This will be reported to the law enforcement agents to arrest the individual.

K

What to do if an accredited party poll watcher requests to close the polling station during the vote?

Answer. The law authorizes party poll watchers to request such cancellation during the vote. Pursuant to existing laws, the party poll watcher may argue that the polling station members have resorted to violence or threats to induce electors to vote for a given candidate or ticket.

If such a request is filed, the following remarks shall be entered in the voting records' OBSERVACIONES box: Mr./Mrs. ..., poll watcher for ... political organization, has requested the polling station be declared null for the following reasons: ...

Finally, when the voting records are filled out, the consular official will be asked to provide protective film to cover the OBSERVACIONES field.

SPECIAL SITUATIONS DURING THE BALLOT COUNT

A What happens if a party poll watcher challenges a vote?

Answer. In the first place, it must be borne in mind that it's the poll watcher's right to challenge one or more ballots.

Example 1

- When counting the ballots, the polling station members must declare if the vote is null and show the ballots to the party poll watcher.
- A party poll watcher says: "I challenge the vote because I do not agree with the call."
- The polling station members will listen to the poll watcher's arguments, review the ballot, confirm their decision and the poll watcher does not appeal it.
- The polling station members will draw a downstroke in the null votes row in the draft sheet and continue to count the votes.

Example 2

- When counting a ballot, the polling station members declare the vote null and show it to the poll watchers.
- If the party poll watcher says "I challenge the vote because I do not agree with the call."
- The members of the polling station will listen to the reasons and review the ballot.
- The polling station members confirm their decision and declare the vote null.
- In view of the polling station members' decision, the poll watcher says: "I appeal."
- The polling station members will draw a downstroke in the challenged votes row in the draft sheet and keep the ballot in a challenged vote envelope (included in the vote count package C).
- The polling station president marks the envelope as shown in the illustration below and puts it in the light blue plastic envelope (also found in ballot count package C).

ONPE N° DE MESA 030390

MARQUE CON UNA CRUZ (+) O UN ASPA (x) DENTRO DEL RECUADRO DE LA IMPUGNACIÓN SOLICITADA

IMPUGNACIÓN DE IDENTIDAD DEL ELECTOR Art. 269° Ley 26859 ☐

Guarde en este sobre la cédula y el Documento Nacional de Identidad del elector, colóquelo en el anfora. En el escrutinio, el sobre cerrado se cuenta como voto impugnado.

IMPUGNACIÓN DEL VOTO Art. 282° Ley 26859 ☒

Guarde en este sobre la cédula impugnada.

TIPO DE ELECCIÓN IMPUGNADA: ELECCIONES CONGRESALES

MOTIVO DE LA IMPUGNACIÓN

La mesa resolvió que el voto nulo. El personero argumentó que es válido para la O.P. Gotas de Lluvia

DATOS DEL ELECTOR (Para ser llenado solo en caso de impugnación de identidad del elector)

NOMBRES: APELLIDOS: DOCUMENTO NACIONAL DE IDENTIDAD: FIRMA: HUELLA DACTILAR

DATOS DEL IMPUGNANTE

NOMBRES: LUIS APELLIDOS: SOTO LOPEZ DOCUMENTO NACIONAL DE IDENTIDAD: 04678966 FIRMA:

DATOS DEL PRESIDENTE DE MESA

NOMBRES: Alex Carlos APELLIDOS: Adrianzen Calle DOCUMENTO NACIONAL DE IDENTIDAD: 10285501 FIRMA:

SI HA USADO ESTE SOBRE, COLOQUELO DENTRO DEL SOBRE PLÁSTICO CELESTE DEL JEE DESPUÉS DEL ESCRUTINIO

- The secretary will record in the ballot count's OBSERVACIONES box the argument put forth by the appealing party poll watcher.
- The vote count of the remaining ballots will continue.

Note.

1. In example 2, if the polling station members declare the challenge grounded, they must register the challenged vote in the draft sheet and proceed to place the ballot in the envelope together with the other materials
2. Pursuing to Art.282 of the Elections Law, the polling station member may also challenge a vote.



B

What must be done if a party poll watcher asks to use the vote count OBSERVACIONES / Complaints form?



Answer. In the first place, it should be borne in mind that it is the poll watcher's right to make observations or complaints against the ballot count.

What to do

- The polling station members will decide by majority.
- They will ask the consular official to provide the "Ballot count observations and complaints form."
- The polling station president will record the event in the "Ballot count observations and complaints form", filled out in three copies.
- The polling station president will record the details as required in the form and ask the party poll watcher to sign it.
- A copy of the form will be put in the gray envelope, another in the light blue envelope and the third one in the green envelope. (The envelopes are in the vote tally's package C).



C

What to do if an accredited poll watcher at the polling station requests to declare the polling station null during the vote count?



Answer. The law allows political party poll watchers accredited at the polling station to request a polling station declared null during the vote tally. In this case, pursuant to the law, the political party poll watcher may argue that the polling station accepted the vote of citizens who were not in the polling station's voter roll or rejected the vote of citizens who were registered at the polling station in sufficient number to alter the elections. If this request is filed, the following statement will be entered in the ballot count records' OBSERVACIONES box: Mr./Mrs. ..., poll watcher for ... political organization, requested the polling station to be declared null for the following reason: ...

Finally, the consular official will be asked to produce the protective sheet to cover the OBSERVACIONES field.



www.onpe.gob.pe

Síguenos en:

