

The second presidential election (or second electoral round)

It is an election where the candidates for president and vice-president who reached the first two places in the elections of April 11, 2021, will participate.

Peruvians will decide, through vote and by simple majority, who will finally hold the offices of the presidency and vice-presidency of the Republic during the 2021 – 2026 period.



The president will exercise the leadership of the Executive Power, the Armed Forces and the National Police of Peru. In addition, they will direct the general policies of the State.

Those who hold the positions of vice presidents will be, as appropriate, those who replace the President of the Republic, only in circumstances determined by the Political Constitution of Peru.

In this election, what role does the citizenry play?

It is up to them to find out about what the candidacies propose in their government plans to address the problems of our country, such as the Covid-19 pandemic, the economic crisis, unemployment, citizen insecurity, among others. After knowing both proposals they can make a decision and go to vote.

HOW IS A VALID VOTE?



Note: This ballot is fictitious. It was prepared to provide neutral information.



Answer: :: With a cross mark on the symbol of one of the two political organizations that will be seen on the card.

■ **It is also valid if one of the two photos or both the symbol and the photo of the candidate is marked with a cross.**

■ **Votes made with other type of sign will be invalid and, therefore, declared void by the members of the polling station. If the ballot is not marked, the vote will be considered blank.**

■ **Voting is mandatory for those over 18 years of age.**

I go to vote; I protect myself and protect others.

+ It is best if I bring my own pen (preferably one with blue ink).



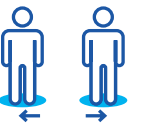
+ The use of a double mask is recommended to cover the nose and mouth. For greater safety, the use of a face shield is also recommended.



+ Upon entering the premises, I allow my temperature to be controlled and receive gel alcohol to disinfect my hands.



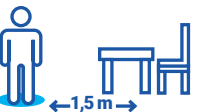
+ There must always be distance between people (the one established for my city of residence).



+ Before approaching my table, I locate my names and surnames in the list of voters and memorize my order number.



+ I introduce myself to the polling station members keeping a distance of a meter and a half.



+ I show my DNI, say my order number, and after they identify me I leave it on the tray on the table.



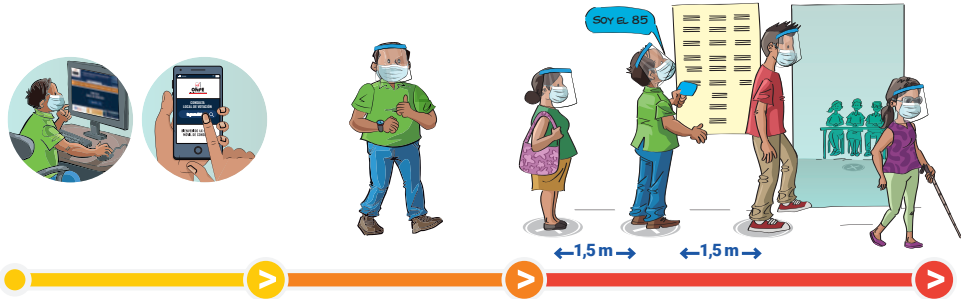
In each city abroad, the prevention provisions against Covid-19, determined by the corresponding authorities, are to be followed. Voters must also prepare to be a polling station member. In the event that one is missing to complete it, those who will make up the voting table will be chosen from among them.

These are the STEPS of VOTING

Find out which is **YOUR VOTING LOCATION**.

Go to vote in the **SCHEDULE RECOMMENDED BY ONPE**.

Collaborate with the **PREFERRED TREATMENT, ALWAYS KEEP YOUR DISTANCE**, and before going to vote, **CHECK AND MEMORIZE YOUR ORDER NUMBER** in the list of voters.



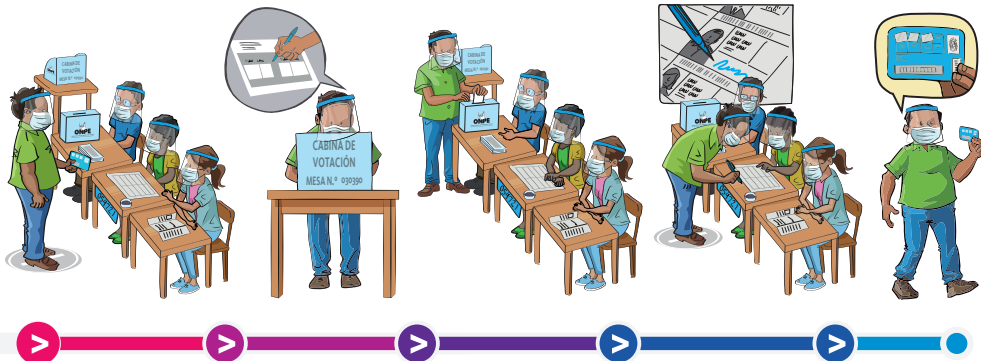
PRESENT your DNI and mention your order number so that they can locate you quickly.

Enter the **VOTING BOOTH** with the ballot and VOTE.

Then, **DEPOSIT IT** in the amphorae.

Then, **SIGN** fingerprint the voters list.

RECEIVE YOUR DNI with the hologram sticker on it.



Take into account:

It is better if you confirm your polling place again at www.onpe.gob.pe, since some, by force majeure, will not be used in this election.

In foreign cities, the start and end time of the vote will be scheduled in accordance with what the respective consulates request, according to the restrictions established in each country due to the COVID-19 pandemic.

Therefore, it is important to find out in advance at each consulate what is the time when you can go to vote.

Receive training at www.onpeduca.edu.pe

FONO ONPE: 0800 20101


Scan the QR code with your smartphone



Editado por la Oficina Nacional de Procesos Electorales
Jr. Washington 1894, Lima-Perú



I THINK, THEN CHOOSE



Before exercising your right to vote, know everything you need for an informed, safe and valid vote.